

Zonta Meadows Park

Accessibility Design

Proposed Accessible Features

- 3m wide asphalt & concrete walkways
- Barrier free parking (2)
- Accessible washroom
- Accessible play area
- Accessible splash pad
- Accessible fitness equipment
- Accessible seating
- Accessible Community Garden



Enlargement Layout #1

- 3m wide walkway
- Barrier free parking
- Accessible washroom
- Accessible seating

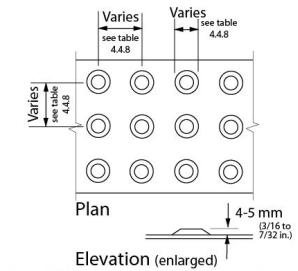
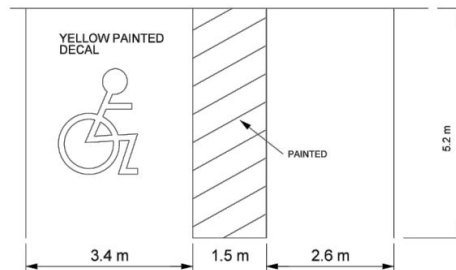
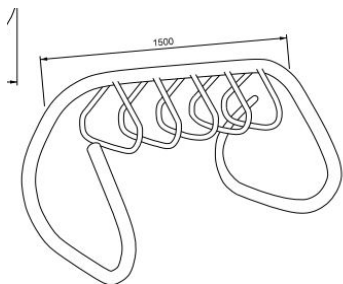


Figure 4.4.8.2 Truncated Dome Detectable Warning Surface

Enlargement Layout #2

- 3m wide walkway
- Accessible play area
- Accessible splash pad
- Accessible fitness equipment
- Accessible seating



Enlargement Layout #3

- 3m Wide Walkway
- Accessible Seating
- Accessible Community Garden
- Connections to Municipal SW

