



# Combating Malpractice in Tree Care in Mississauga

Revisiting Arboriculture Best Practices

Sadia Butt, MFC, PhD

Program Manager, ACER

ISA Certified Arborist



**Issue:**  
TREE CARE  
is carried out by  
the UNTRAINED

---



# Tree care professionals

Botanists

Arborists (International)

Tree Climbers

Plant Health Care Specialist

Registered Professional Foresters (Provincial designation)


Landscape Architects



# Concerning Tree care practices

- Mulching Volcanoes
- Insufficient mulch
- Soil Volcanoes
- Lack of watering
- Improper planting
- Grass competition
- Damage from weeders/lawnmowers
- Improper use of Gatorbags and mulch mats





7.2

5

# Consequences and Impacts

## Immediate Consequences

- Declining tree health
- Hazardous trees
- Loss of benefits of trees

## Impacts

- Loss of tree canopy
- Reduced benefits of tree
- Wasted resources
  - Time, money and tree life



# Mulch Benefits

---

Prevents loss of water from the soil by evaporation

---

Reduces the growth of weeds

---

Keeps soil cooler in the summer and warmer in the winter

---

Reduces solar damage

---

Suppresses weed growth

---



# Mulch Mistakes


Mulch Volcanoes

Underlaid with soil volcanoes

Underlaid with landscaping fabric

Not enough mulch





# Biology

- Lenticels- 20 percent of total respiration
- Trees fine roots are in top 30 cm of the soil and need access to water and oxygen
- Basal damage results in butt rot
- Root damage results in branch die back and tree death
- Roots go beyond the tree canopy

# Correct Tree Mulching

- Mulch at least 50cm away from tree bark
- 5 - 15cm high
- Donut or tire ring spread evenly around the tree
- Weed and contaminant free mulch



# How to Plant a Tree



## Step 1

and dig a hole wider than the tree's roots. Level the top and sides of the hole for drainage, and add mulch and compost.



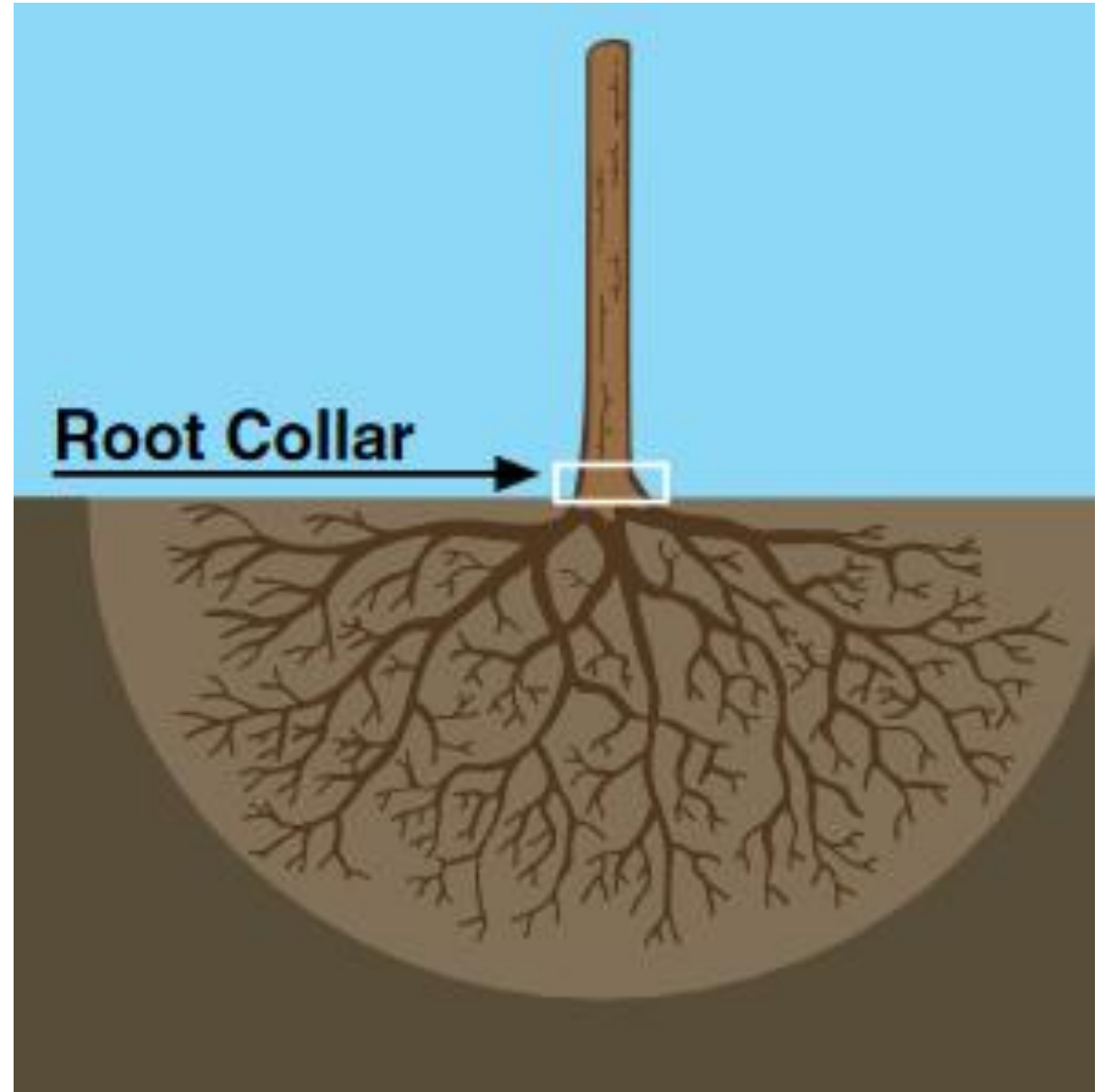
## Step 2

Position the tree in the hole. Lay a stick across the hole to check that the planting depth is right. Do not bury the root crown.



## Step 3

Backfill with soil around the roots, pressing down occasionally with your heel, to remove air pockets around roots. Water the tree really well.



# Mulch Islands



ACER mulching event with Canada Summer Job Students at Lakefront Promenade Park in Ward One

# Early Tree Care

- Monitoring and watering new trees in first two years
- Refresh mulch during first three seasons
- Early pruning of trees
- Inspect for health issues early
- Staking in vulnerable areas



# Recommendations

---

1. Immediate remediation of mulching practices
2. In request for proposals and contacts best practices are specifically outlined in detail with diagrams
3. Audits are done for each tree
4. Information brochure for homeowners
5. Training for tree care workers
6. Fines for improper tree care
7. Valuation of loss of tree due to these practices
8. Community trained volunteers –ACER trains citizen scientists to monitor and maintain trees



# Thank you!

## Questions welcomed!

### Contacts:

Alice Casselman: [alice.casselman@acer-acre.ca](mailto:alice.casselman@acer-acre.ca)

905-601-7685

Sadia Butt: [aceracre91@gmail.com](mailto:aceracre91@gmail.com)

