

# MiWay Update – Q1 2026



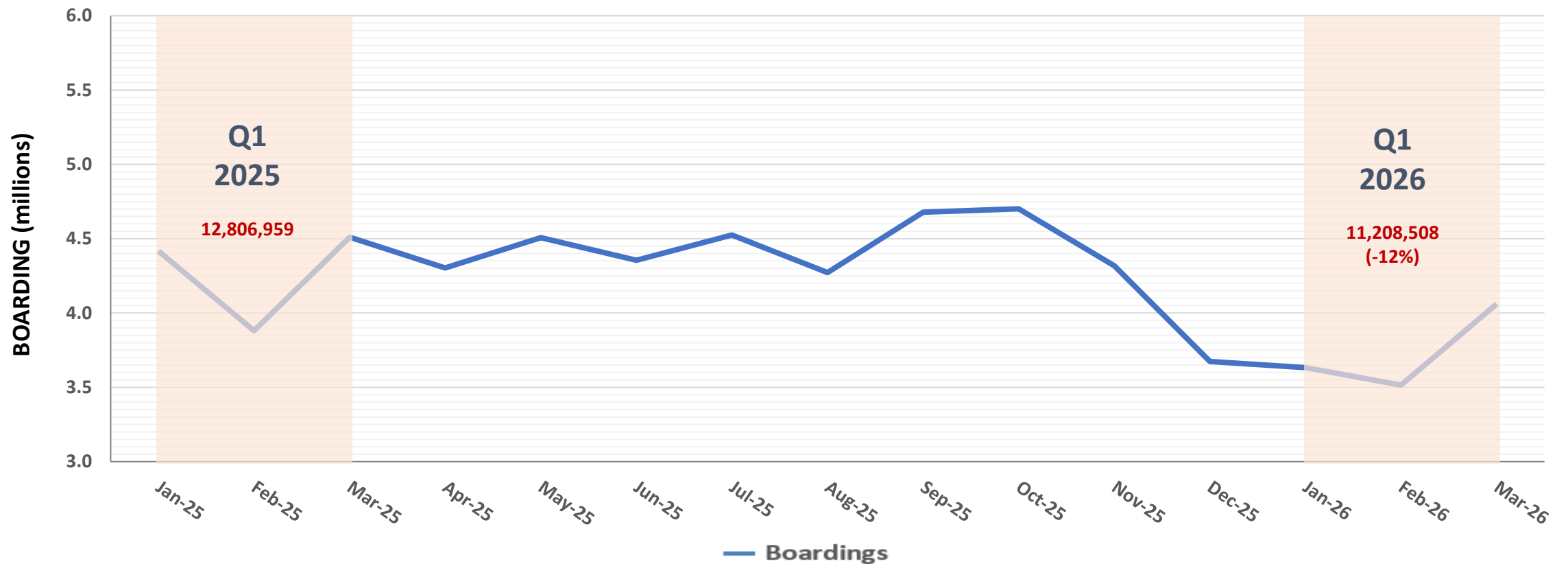
Presented to the Transit Advisory Committee  
May 5<sup>th</sup>, 2026



# Overview of Transit Ridership Performance <sup>6.3</sup>

## Passenger Boardings:

- 2025 Actual: 52.2 million boardings
- 2026 Forecast: 47.5 million boardings



# Factors Impacting MiWay Ridership

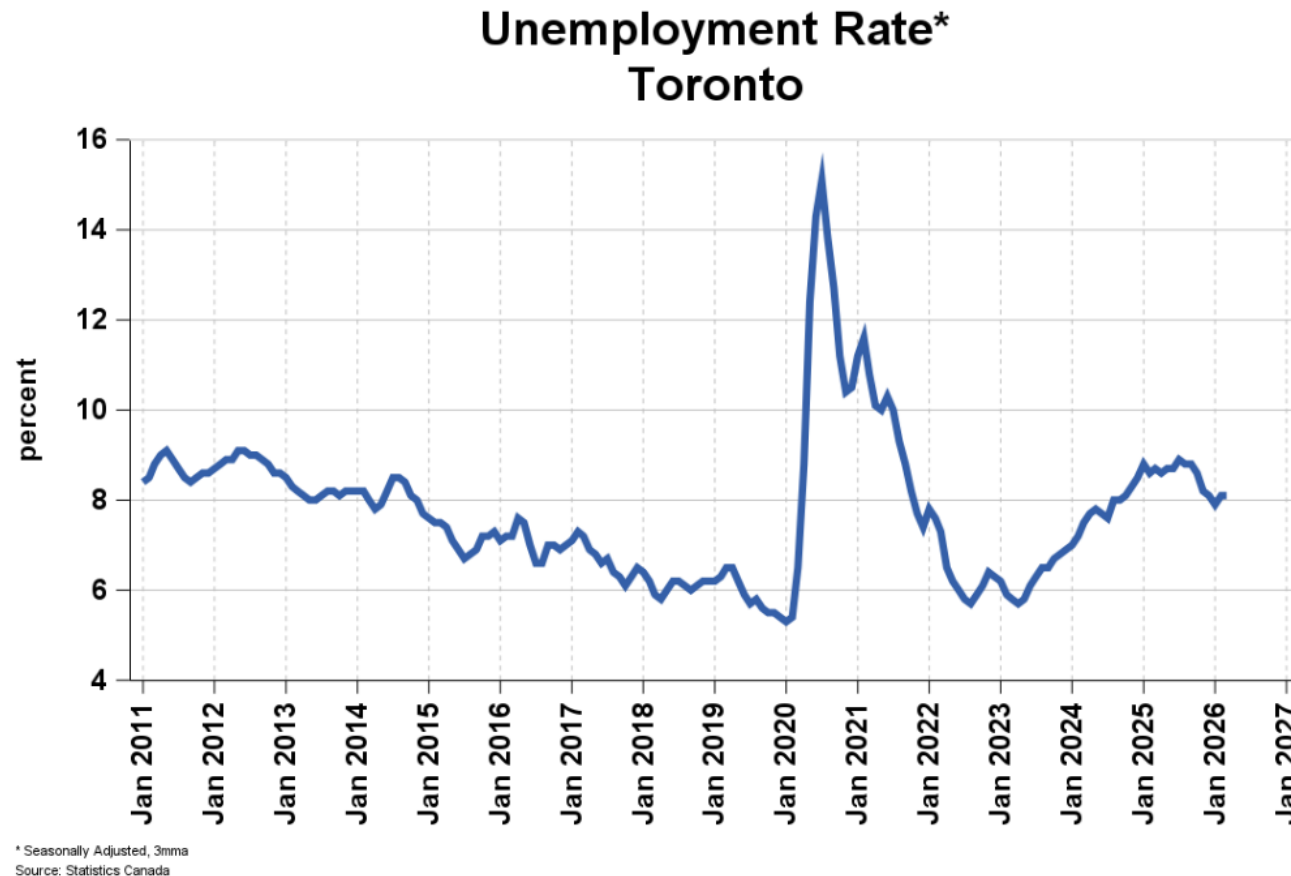
---

- Decline in employment growth across Manufacturing, Healthcare, Education, Accommodation & Food
- Decline in international immigration growth
- Post-Secondary Impact - Decrease in student enrolment
- High unemployment rate

# Factors Impacting MiWay Ridership

## Unemployment Rate

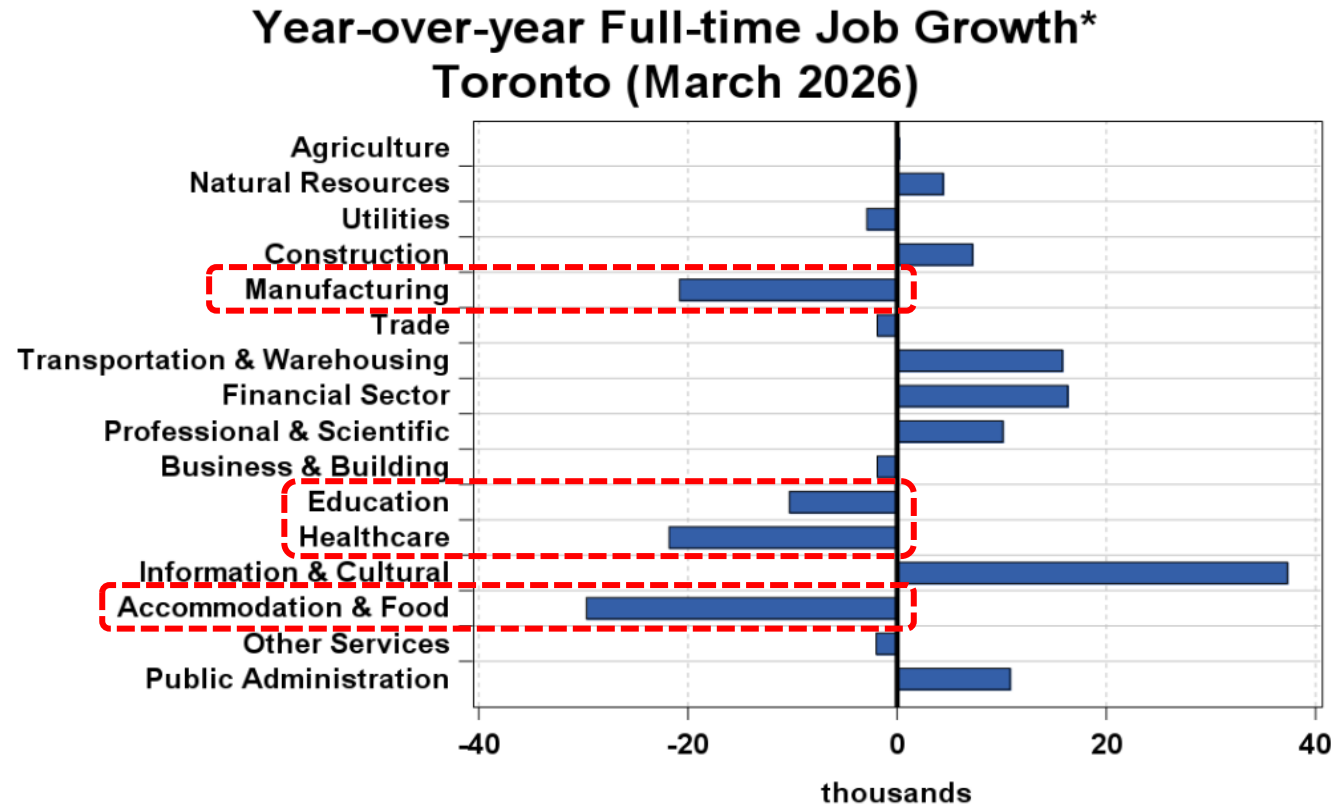
- ✓ Unemployment rate was 8.1% as of March 2026, compared to 8.7% as of March 2025



# Factors Impacting MiWay Ridership

## Employment/Job Growth

- Decline in employment growth across Manufacturing, Education, Healthcare and Accommodation & Food



\* Unadjusted  
Source: Statistics Canada

# Major Corridor Ridership Trends

## February 2025 vs February 2026

### Corridors Experiencing Steady Ridership Patterns

Erin Mills	+86%
Tomken	-3%
Mississauga/Queen	-3%
Winston Churchill	-4%
Lakeshore	-4%
Burnhamthorpe	-5%
Dundas	-6%
Bloor	-6%

### Corridors Experiencing Significant Ridership Decline

Kennedy	-8%
Hurontario	-9%
Glen Erin	-9%
Britannia	-12%
Eglinton	-15%
Dixie	-16%
Mavis	-17%
Airport	-17%
Derry	-21%
McLaughlin	-21%

### Ridership Trends on Express Routes

101 Dundas Express	-1%
103 Hurontario Express	-17%
107 Malton Express	-1%
108 Financial Express	+10%
109 Meadowvale Express	-9%
110 University Express	-8%
126 Burnhamthorpe Express	+11%

# Thank you!

---

# Questions?

---

