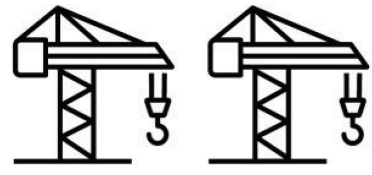


Mississauga Housing Update



Residential Units Approval Pipeline 2025 Year-End Update

Jan. 1 – Dec. 31, 2025

The Following Data is Provided by the City of Mississauga



Land Use Permissions

Residential units approved through official plan amendments and rezoning applications

11,882



Site Plan Approvals

Residential units approved through site plan applications

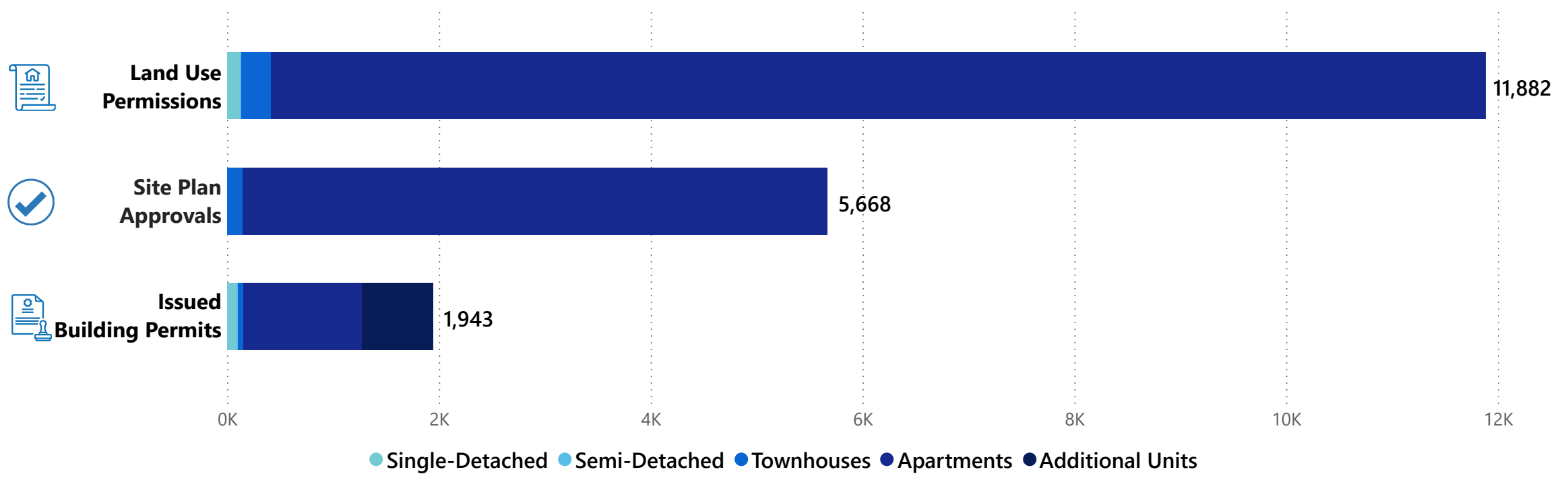
5,668



Issued Building Permits

Residential units for which building permits have been issued

1,943



	Single-Detached	Semi-Detached	Townhouses	Apartments	Additional Units	Total
Land Use Permissions	124	8	284	11,466	0	11,882
Site Plan Approvals	2	0	146	5,520	0	5,668
Issued Building Permits	92	15	46	1,118	672	1,943

The Following Data is Provided by the Canada Mortgage and Housing Corporation (CMHC)

Jan. 1 – Dec. 31, 2025

As of Dec. 31, 2025

Jan. 1 – Dec. 31, 2025



Starts

Residential units where construction work has begun

2,129



Completions

Residential units where all proposed construction work is now complete

3,893



Under Construction

Residential units where construction is active

9,899

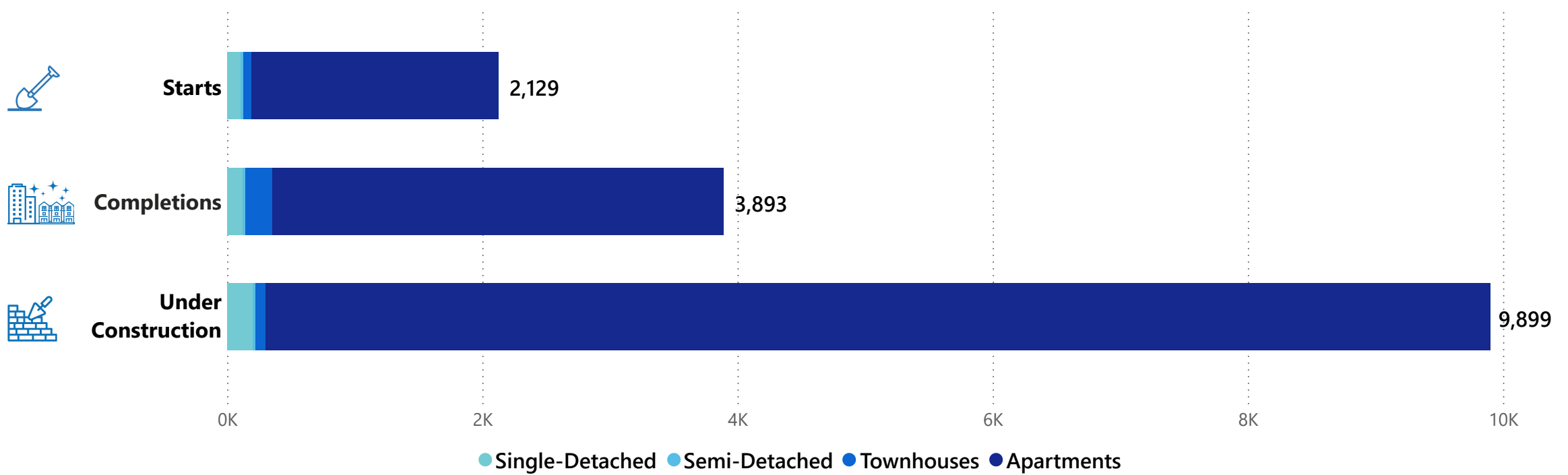


Conversions

Residential units converted to add to a structure on an existing foundation

460

Starts and **Completions** reflect **cumulative totals** since January 1, 2025, while the **Under Construction** figure represents a **snapshot of projects** still active at the end of December 2025, and is not accumulated across months. Although these metrics cover different time frames, displaying them together provides a comprehensive view of housing activity.



	Single-Detached	Semi-Detached	Townhouses	Apartments	Total
Starts	109	18	64	1,938	2,129
Completions	122	24	212	3,535	3,893
Under Construction	202	22	76	9,599	9,899